

**PS-121500 12 Volt 156.0 AH @ 20-hr. rate
150.0 AH @ 10-hr. rate**

Rechargeable Sealed Lead Acid Battery



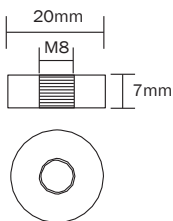
Features

- Absorbent Glass Mat (AGM) technology for superior performance
- Valve regulated, spill proof construction allows safe operation in any position
- Power/volume ratio yielding unrivaled energy density
- Rugged impact resistant ABS case and cover (UL94-HB)
- Approved for transport by air. D.O.T., I.A.T.A., F.A.A. and C.A.B. certified
- U.L. recognized under file number MH 20845

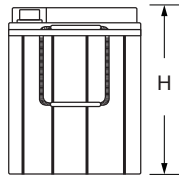

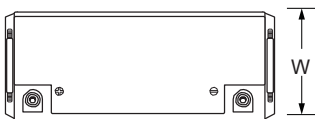
Terminals

(mm)

- T11 - THREADED INSERT - 8mm STUD



Physical Dimensions: in (mm)



L: 19.10 (485) W: 6.69 (170) H: 9.45 (240) HT: 9.45 (240)

Tolerances are +/- 0.04 in. (+/- 1mm) and +/- 0.08 in. (+/- 2mm) for height dimensions. All data subject to change without notice.

Performance Specifications

Nominal Voltage 12 volts (6 cells)

Nominal Capacity

20-hr. (7.80A to 10.50 volts)	156.0 AH
10-hr. (15.0A to 10.50 volts)	150.0 AH
8-hr. (17.9A to 10.50 volts)	143.2 AH
5-hr. (25.8A to 10.20 volts)	129.0 AH
3-hr. (39.0A to 10.20 volts).....	117.0 AH
1-hr. (91.5A to 9.60 volts)	91.5 AH

Approximate Weight 93.7 lbs. (42.5 kg)

Energy Density (10-hr. rate) 1.49 W-h/in³ (91.01 W-h/l)

Specific Energy (10-hr. rate) 19.21 W-h/lb (42.35 W-h/kg)

Internal Resistance (approx.) 3.5 milliohms

Max Short-Duration Discharge Current (10 Sec.)..... 468 amperes

Shelf Life (% of nominal capacity at 68 °F (20 °C))

1 Month	97%
3 Months.....	91%
6 Months	83%

Operating Temperature Range

Charge..	-4 °F (-20 °C) to 122 °F (50 °C)
Discharge.....	-40 °F (-40 °C) to 140 °F (60 °C)

Case ABS Plastic

Power-Sonic Chargers n/a

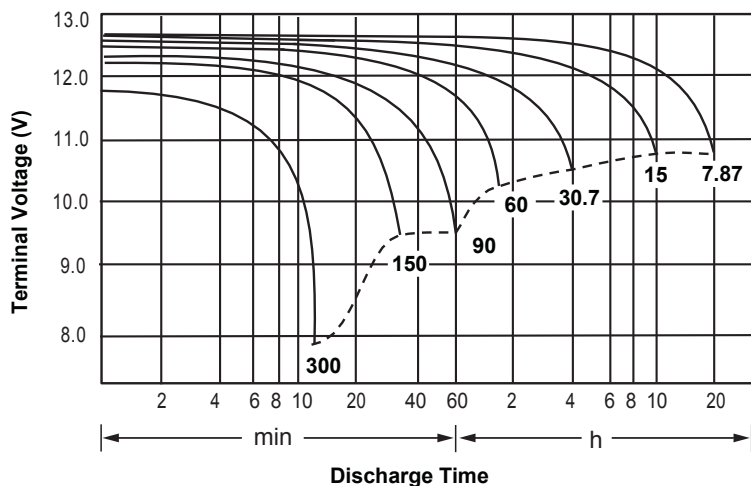
CONSTANT CURRENT DISCHARGE (Amperes) at 77° F (25° C)

Final Voltage	5 min	10 min	15 min	20 min	30 min	45 min	1H	2H	3H	4H	5H	6H	8H	10H	20H
1.85V	295.20	232.1	197.34	165.14	131.21	99.36	81.30	45.00	35.60	29.10	23.50	20.40	16.60	14.20	7.73
1.80V	396.29	296.6	238.5	195.15	154.79	115.46	91.08	49.20	38.30	31.10	25.20	21.90	17.60	15.00	7.80
1.75V	446.78	325.9	260.5	209.99	160.77	119.83	95.34	51.00	39.00	31.80	25.80	22.50	17.90	15.10	7.88
1.70V	492.08	355.2	278.1	220.69	167.33	124.66	98.32	53.00	40.10	32.60	26.50	23.00	18.10	15.30	8.03
1.65V	542.57	383.3	295.8	234.4	176.52	127.76	101.66	54.50	41.80	33.70	27.20	23.50	18.40	15.60	8.13
1.60V	598.46	416.2	316.3	249.7	186.30	133.17	105.23	56.30	43.10	34.80	28.10	24.00	18.60	15.80	8.18

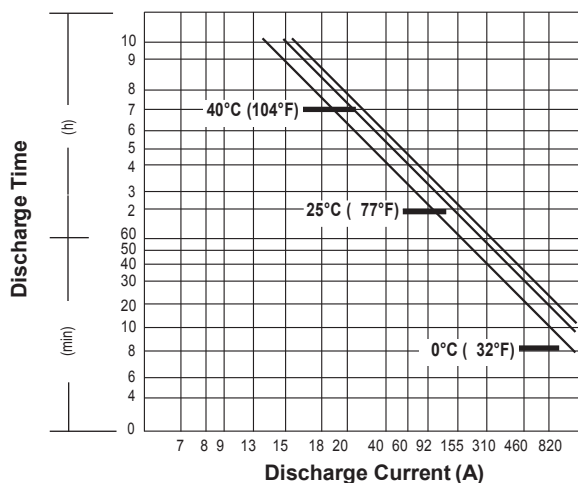
CONSTANT POWER DISCHARGE (Watts/Cell) at 77° F (25° C)

Final Voltage	5 min	10 min	15 min	20 min	30 min	45 min	1H	2H	3H	4H	5H	6H	8H	10H	20H
1.85V	539.81	428.7	368.3	311.2	250.1	190.9	156.86	87.50	69.4	56.9	46.0	40.1	32.7	28.0	15.3
1.80V	716.91	541.4	439.1	362.5	290.6	220.3	174.80	94.80	74.3	60.4	49.1	42.9	34.6	29.6	15.4
1.75V	791.08	585.3	473.7	386.2	299.2	226.4	182.05	98.00	75.4	61.5	50.3	43.9	35.1	29.9	15.6
1.70V	846.97	623.5	498.6	402.8	309.7	234.6	187.10	101.70	77.3	63.0	51.4	44.8	35.6	30.2	15.8
1.65V	920.69	666.8	526.1	424.7	324.1	238.3	192.05	103.90	80.2	65.0	52.7	45.6	36.1	30.7	16.0
1.60V	991.99	707.4	553.4	447.6	339.7	247.0	197.80	106.90	82.3	66.8	54.2	46.5	36.3	31.0	16.1

Discharge Characteristics



Discharge Time vs. Discharge Current



Charging

Cycle Applications: Limit initial current to 46.8A. Charge until battery voltage (under charge) reaches 14.4 to 14.7 volts at 68° F (20° C). Hold at 14.4 to 14.7 volts until current drops to under 1.56A. Battery is fully charged under these conditions, and charger should be disconnected or switched to “float” voltage.

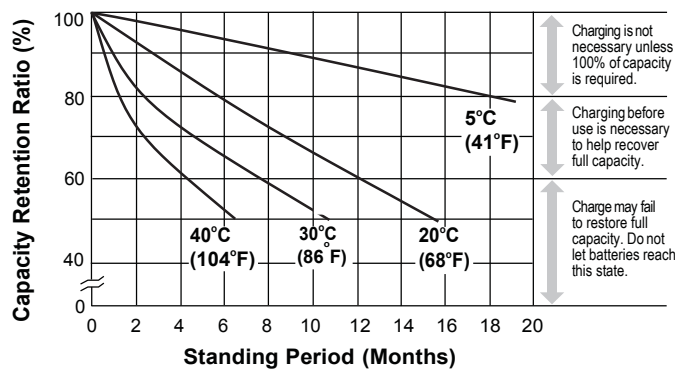
“Float” or “Stand-By” Service: Hold battery across constant voltage source of 13.5 to 13.8 volts continuously. When held at this voltage, the battery will seek its own current level and maintain itself in a fully charged condition.

Note: Due to the self-discharge characteristics of this type of battery, it is imperative that they be charged within 6 months of storage, otherwise permanent loss of capacity might occur as a result of sulfation.

Chargers

Power-Sonic offers a wide range of chargers suitable for batteries up to 100AH. Please refer to the Charger Selection Guide in our specification sheets for “C-Series Switch Mode Chargers” and “Transformer Type A and F Series”. Please contact our Technical department for advice if you have difficulty in locating suitable models.

Shelf Life & Storage



Further Information

Please refer to our website www.power-sonic.com for a complete range of useful downloads, such as product catalogs, material safety data sheets (MSDS), ISO certification, etc..

Contact Information



DOMESTIC SALES
Tel: (07) 3386 1102
Fax: (07) 3102 9913
sales@spb.net.au

www.sealedperformance.com.au
1 Ant Road, Yatala
Brisbane QLD 4207

